

**TECHNICAL MANUAL**  
**ORGANIZATIONAL, DIRECT SUPPORT,**  
**AND GENERAL SUPPORT MAINTENANCE**  
**REPAIR PARTS AND SPECIAL TOOLS LISTS**  
**(INCLUDING DEPOT MAINTENANCE**  
**REPAIR PARTS AND SPECIAL TOOLS)**

**FOR**

**CENTRAL OFFICE,**  
**TELEPHONE,**  
**MANUAL AN/MTC-7**  
**(NSN 5805-00-542-7276)**

TECHNICAL MANUAL }  
 No. 11-5805-211-24P }

HEADQUARTERS  
 DEPARTMENT OF THE ARMY  
 WASHINGTON, DC, 2 May 1977

**ORGANIZATIONAL, DIRECT SUPPORT, AND GENERAL SUPPORT MAINTENANCE**  
**REPAIR PARTS AND SPECIAL TOOLS LISTS**  
**(INCLUDING DEPOT MAINTENANCE REPAIR PARTS AND SPECIAL TOOLS)**  
**FOR**  
**CENTRAL OFFICE, TELEPHONE, MANUAL AN/MTC-7**  
**(NSN 5805-00-542-7276)**  
 Current as of 13 January 1977

**REPORTING OF ERRORS**

You can improve this manual by recommending improvements using DA Form 2028-2 (Test) located in the back of the manual. Simply tear out the self-addressed form, fill it out as shown on the sample, fold it where shown, and drop it in the mail.

If there are no blank DA Forms 2028-2 (Test) in the back of your manual, use the standard DA Form 2028 (Recommended Changes to Publications and Blank Forms) and forward to the Commander, US Army Electronics Command, ATTN: DRSEL-MA-Q, Fort Monmouth, New Jersey 07703.

In either case a reply will be furnished direct to you.

**Table of Contents**

SECTION		Page	Illus. Figure
	I. Introduction.....	1	
	II. Repair parts list.....	5	
Group	00 Central Office, Telephone, Manual AN/MTC-7.....	5	1
	01 Modified Electrical Equipment Shelter S-170/MTC-7 S-170A/MTC-7, S-170B/MTC-7, S170C/MTC-7, S-170D/MTC-7 .....	11	2 - 7
	02 Distribution Box J-1077/U (See TM 11-6110-201-16P for parts)		
	03 Electrical Spacer Heater HD-375/U (See TM 11-5805-204-15 for parts)		
	04 Manual Telephone Switchboard SB-86/P (See TM 11-58056304-20P, and TM 11-5805-204-35P for parts)		
	05 Telephone Set TA-312/PT (See TM 11-5805-201-12, and TM 11-5806-201-35 for parts)		
SECTION	III. Special tools list (Not applicable)		
	IV. National stock number and part number index .....	24	

\*This manual supersedes TM 11-5805-211-25P, 4 June 1969.

SECTION I

INTRODUCTION

**1. Scope**

This manual lists spares and repair parts; special tools; special test, measurement, and diagnostic equipment (TMDE), and other special support equipment required for performance of organizational, direct support, and general support maintenance of the AN/MTC-7. It authorizes the requisitioning and issue of spares and repair parts as indicated by the source and maintenance codes.

**2. General**

This Repair Parts and Special Tools List is divided into the following sections:

- a. *Section II. Repair Parts List.* A list of spares and repair parts authorized for use in the performance of maintenance. The list also includes parts which must be removed for replacement of the authorized parts. Parts lists are composed of functional groups in numeric sequence, with the parts in each group listed in figure and item number sequence.
- b. *Section III. Special Tools List.* Not applicable.
- c. *Section IV. National Stock Number and Part Number Index.* A list, in National item identification number (NIIN) sequence, of all National stock numbers (NSN) appearing in the listings, followed by a list, in alphameric sequence, of all part numbers appearing in the listings. National stock numbers and part numbers are cross-referenced to each illustration figure and item number appearance.

**3. Explanation of Columns**

- a. *Illustration.* This column is divided as follows:
  - (1) *Figure number.* Indicates the figure number of the illustration on which the item is shown.
  - (2) *Item number.* The number used to identify item called out in the illustration.
- b. *Source, Maintenance, and Recoverability (SMR) Codes.*
  - (1) *Source code.* Source codes indicate the manner of acquiring support items for maintenance, repair, or overhaul of end items. Source codes are entered in the first and second positions of the Uniform SMR Code form as follows:

<i>Code</i>	<i>Definition</i>
PA -	Item procured and stocked for anticipated or known usage.
XD -	A support item that is not stocked. When required, item will be procured through normal supply channels.

**NOTE**

Cannibalization or salvage may be used as a source of supply for any items source coded above except those coded XA and aircraft support items as restricted by AR 700-42.

- (2) *Maintenance code.* Maintenance codes are assigned to indicate the levels of maintenance authorized to USE and REPAIR support items. The maintenance codes are entered in the third and fourth positions of the Uniform SMR Code format as follows:

(a) The maintenance code entered in the third position will indicate the lowest maintenance level authorized to remove, replace, and use the support item. The maintenance code entered in the third position will indicate one of the following levels of maintenance:

<i>Code</i>	<i>Application/Explanation</i>
O -	Support item is removed, replaced, used at the organizational level.
F -	Support item is removed, replaced, used at the direct support level.
H -	Support item is removed, replaced, used at the general support level.

(b) The maintenance code entered in the fourth position indicates whether the item is to be repaired and identifies the lowest maintenance level with the capability to perform complete repair (i.e., all authorized maintenance functions). This position will contain one of the following maintenance codes:

<i>Code</i>	<i>Application/Explanation</i>
O -	The lowest maintenance level capable of complete repair of the support item is the organizational level.
F -	The lowest maintenance level capable of complete repair of the support item is the direct support level.
H -	The lowest maintenance level capable of complete repair of the support item is the general support level.
Z -	Nonreparable. No repair is authorized.

- (3) *Recoverability code.* Recoverability codes are assigned to support items to indicate the disposition action on

unserviceable items. The recoverability code is entered in the fifth position of the Uniform SMR Code format as follows:

*Recoverability codes*

*Definition*

- Z - Nonreparable item. When unserviceable, condemn and dispose at the level indicated in position 3.
- F - Repairable item, when uneconomically repairable, condemn and dispose at the direct support level.
- D - Repairable item. When beyond lower level repair capability, return to depot. Condemnation and disposal not authorized below depot level.
- A - Item requires special handling or condemnation procedures because of specific reasons (i.e., precious metal content, high dollar value, critical material or hazardous material). Refer to appropriate manuals/directives for specific instructions.

c. *National Stock Number.* Indicates the National stock number assigned to the item and will be used for requisitioning purposes.

d. *Part Number.* Indicates the primary number used by the manufacturer (individual, company, firm, corporation, or Government activity), which controls the design and characteristics of the item by means of its engineering drawings, specifications, standards, and inspection requirements to identify an item or range of items.

**NOTE**

When a stock numbered item is requisitioned, the repair parts received may have a different part number than the part being replaced.

e. *Federal Supply Code for Manufacturer (FSCM).* The FSCM is a 5-digit numeric code listed in SB 708-42 which is used to identify the manufacturer, distributor, or Government agency, etc.

f. *Description.* Indicates the Federal item name and, if required, a minimum description to identify the item.

g. *Unit of Measure (Y/M).* Indicates the standard of the basic quantity of the listed item as used in performing the actual maintenance function. This measure is expressed by a two-character alphabetical abbreviation (e.g., ea, in, pr, etc). When the unit of measure differs from the unit of issue, the lowest unit of issue that will satisfy the required units of measure will be requisitioned.

h. *Quantity Incorporated in Unit.* Indicates the quantity of the item used in the breakout shown on the illustration figure, which is prepared for a functional group, subfunctional group, or an assembly.

**4. Special Information**

The following publications pertain to the AN/MTC-7 and its components:

TM 11-2134, Manual Telephone Switchboard SB-86/P Installation and Operation

TM 11-2300-369-15-1, Installation of Telephone Sets TA-312/PT and TA-1/PT with Reel Equipment CE-11 In Gun, AAA-20MM, XM167

TM 11-4134, Manual Telephone Switchboard SB-86/P, Field Maintenance

TM 11-5410-205-15P, Shelters, Electrical Equipment S-144/G, S-144A/G, S-144B/G, S-144C/G and S-144D/G

TM 11-5805-201-12, Telephone Set TA-312/PT

TM 11-5805-201-35, Telephone Set TA-312/PT

TM 11-5805-204-15, Panel, Patching Communication SB-611/MRC

TM 11-5805-211-15, Central Office, Telephone Manual AN/MTC-7

TM 11-5805-304-20P, Telephone Switchboard SB-86/P

TM 11-5805-304-35P, Manual Telephone Switchboard SB-86/P

TM 11-6110-201-15P, Distribution Boxes J-1077/U and J-1077A/U

**5. How to Locate Repair Parts**

a. When National stock number or part number is unknown.

(1) *First.* Using the table of contents, determine the functional group within which the item belongs. This is necessary since illustrations are prepared for functional groups and listings are divided into the same groups.

(2) *Second.* Find the illustration covering the functional group to which the item belongs.

(3) *Third.* Identify the item on the illustration and note the illustration figure and item number of the item.

(4) *Fourth.* Using the Repair Parts Listing, find the figure and item number noted on the illustration.

b. When National stock number or part number is known.

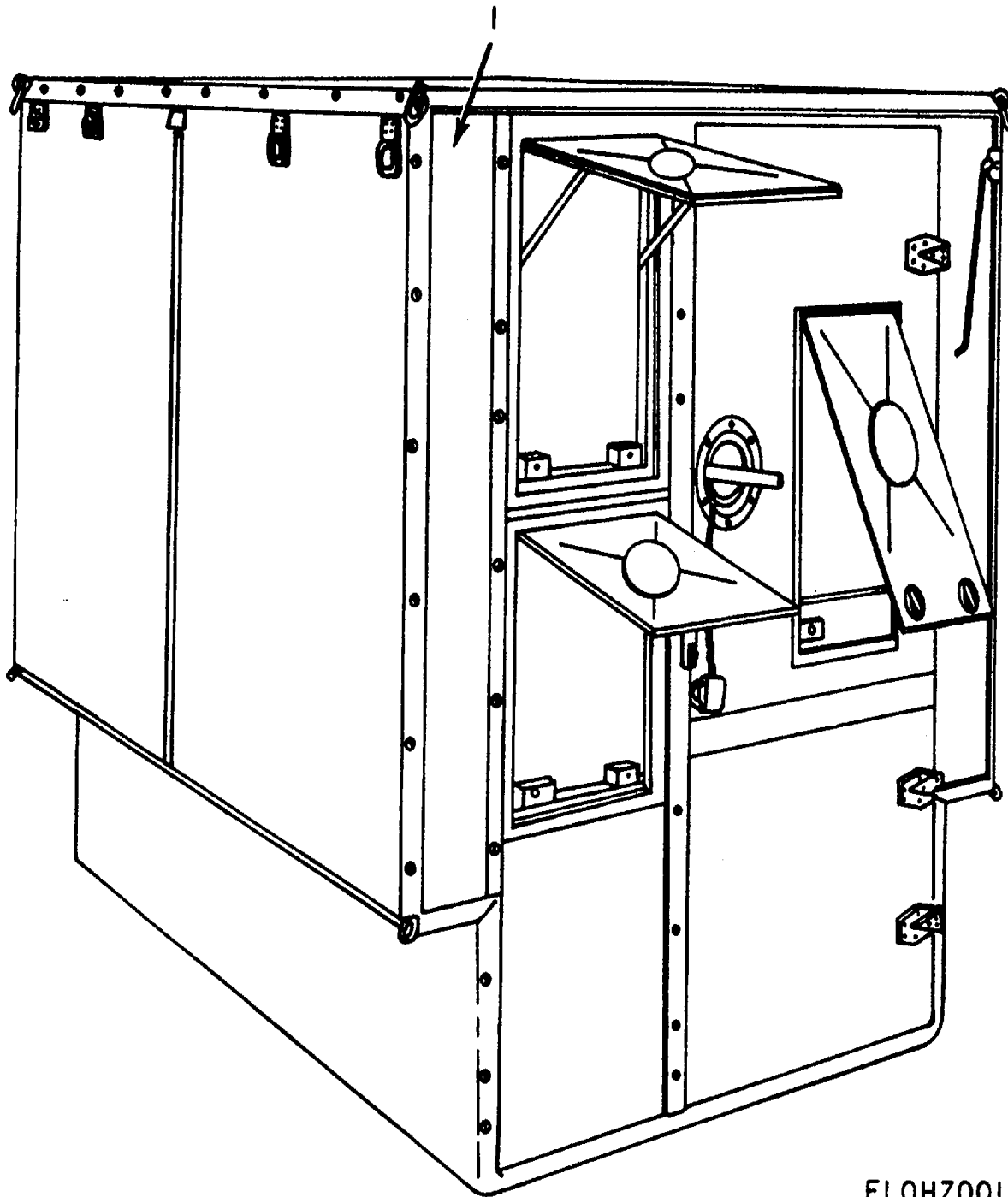
(1) *First.* Using the Index of National Stock Numbers and Part Numbers, find the pertinent National stock number or part number. This index is in NIIN sequence followed by a list of part numbers in alphanumeric sequence, cross-referenced to the illustration figure number and item number.

(2) *Second.* After finding the figure and item number, locate the figure and item number in the repair parts list.

**6. Abbreviations**

Not applicable.

(Next printed page is 5)



ELOHZ001

Figure 1. Central Office, Telephone, Manual AN/MTC-7.

(1) ILLUSTRATION		(2)	(3)	(4)	(5)	(6)	(7)	(8)
(a) FIG NO.	(b) ITEM NO.	SMR CODE	NATIONAL STOCK NUMBER	PART NUMBER	FSCM	DESCRIPTION  USABLE ON CODE	U/M	QTY INC IN UNIT
1	1	PAOHD	5410-00-647-0136	S-170/4TC-7	80063	GROUP 00 Central OFFICE, TELEPHONE, MANUAL AN/NTC-7 I SHELTER, ELECTRICAL EQUIPMENT S-170, A, B, C, D/MTC-7	EA	1

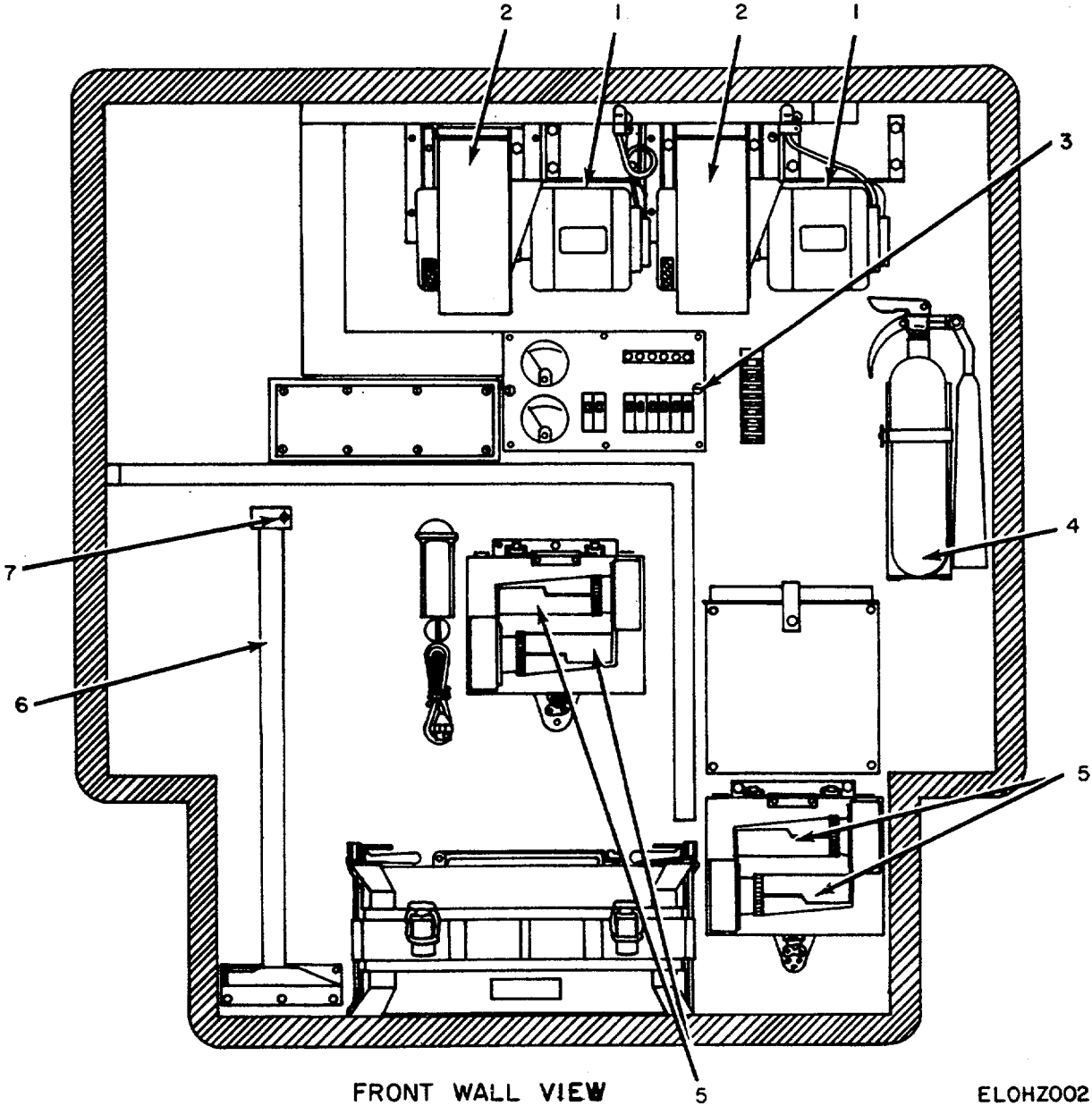


Figure 2. Modified Electrical Equipment Shelter S-170, A, B, C, D/MTC-7 (Sheet 1 of 5)

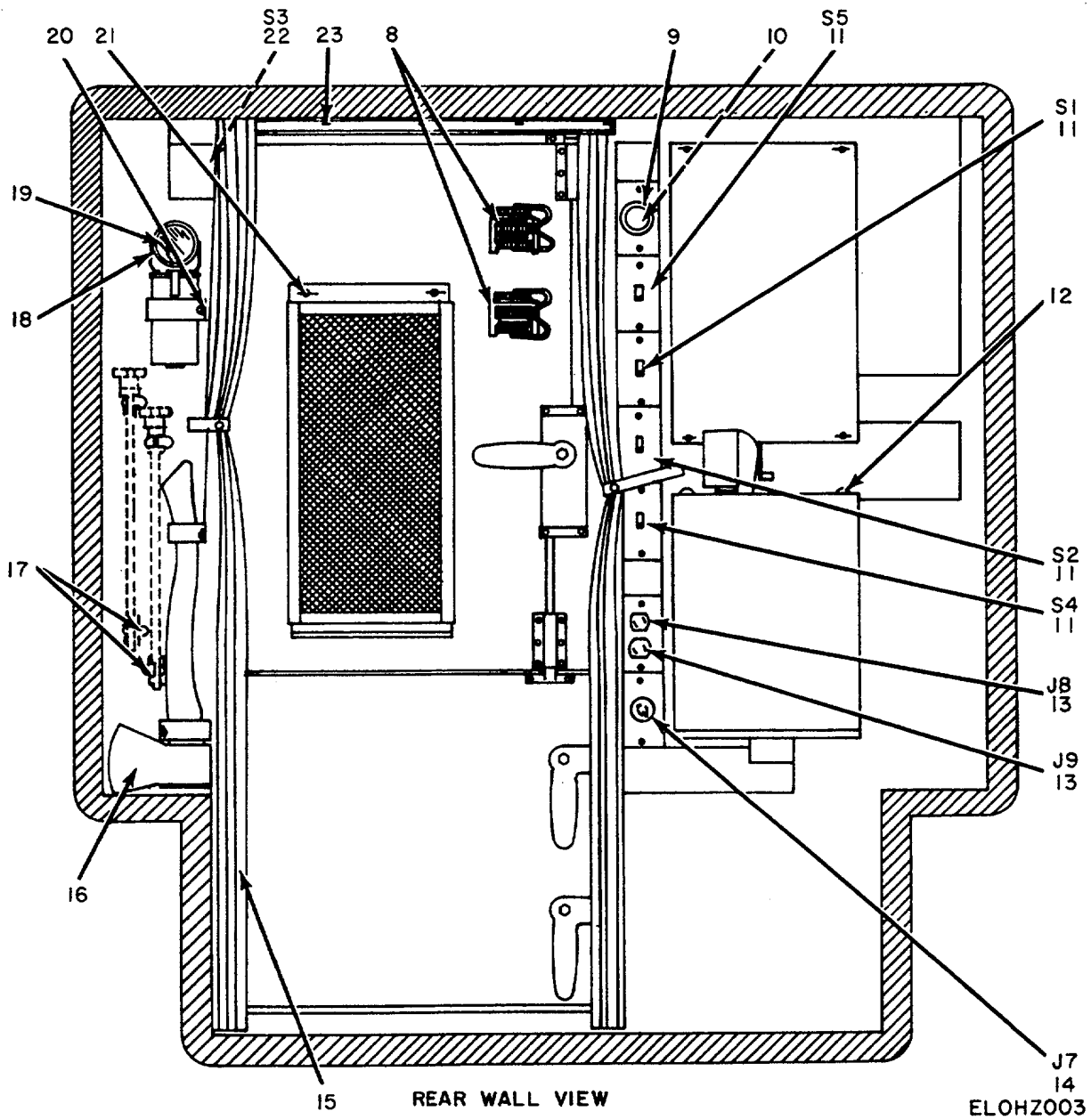


Figure 2. Modified Electrical Equipment Shelter S-170, A, B, C, D/MTC-7 (Sheet 2 of 5)

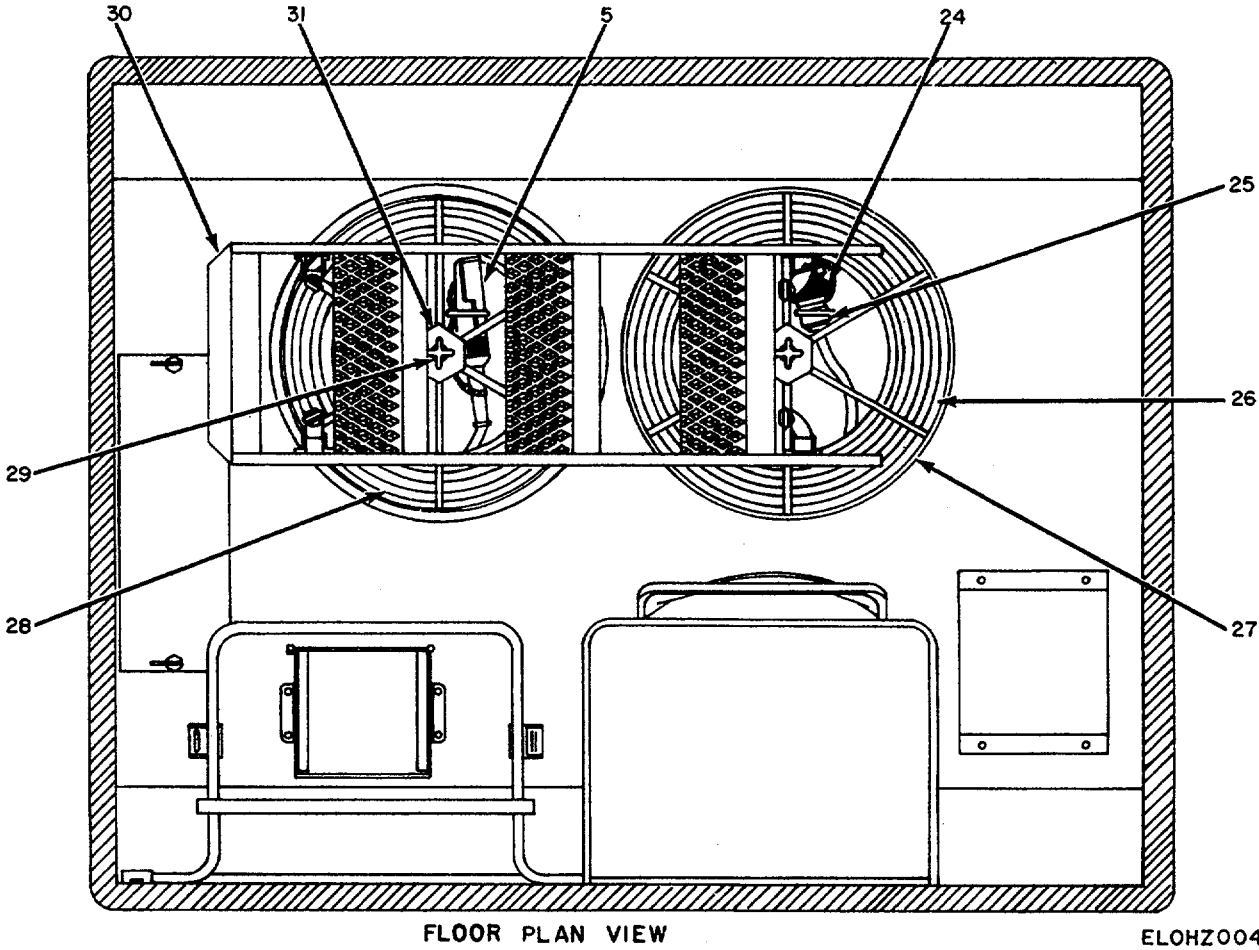
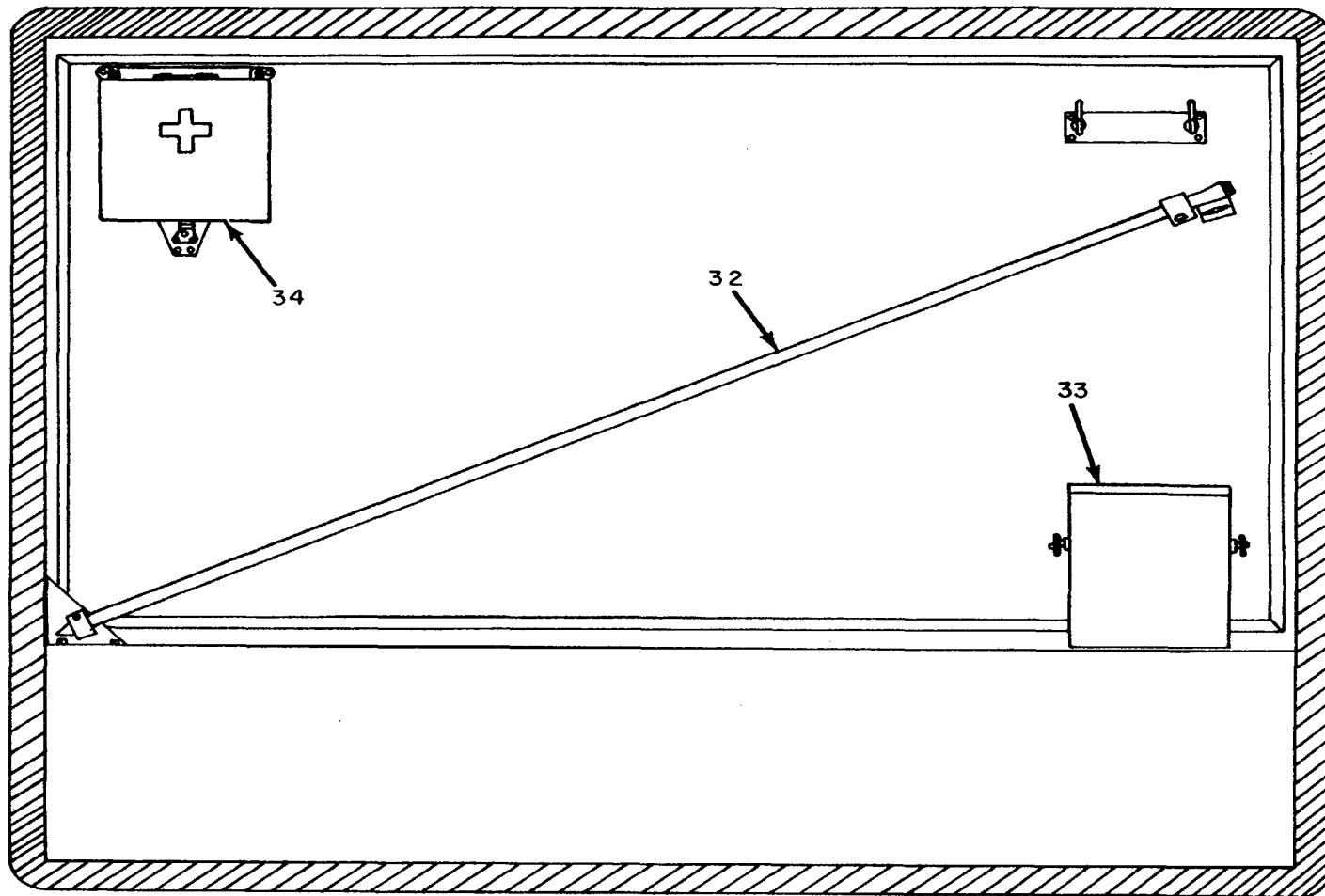


Figure 2. Modified Electrical Equipment Shelter S-170, A, B, C, D/MTC-7 (Sheet 3 of 5)





RIGHT WALL VIEW

ELOHZ005

Figure 2. Modified Electrical Equipment Shelter S-170, A, B, C, D/MTC-7 (Sheet 4 of 5)

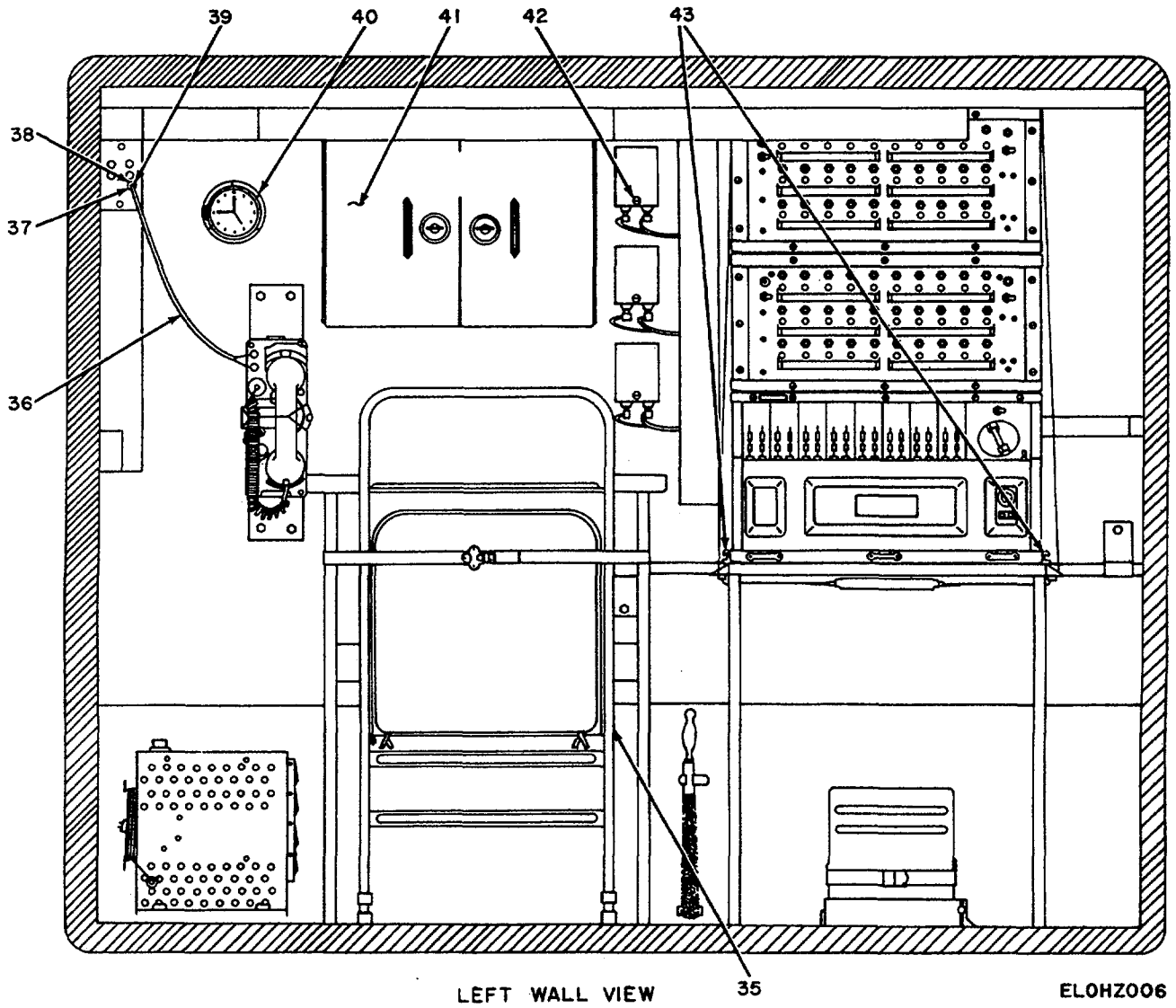


Figure 2. Modified Electrical Equipment Shelter S-170, A, B, C, D/MTC-7 (Sheet 5 of 5)

## SECTION II

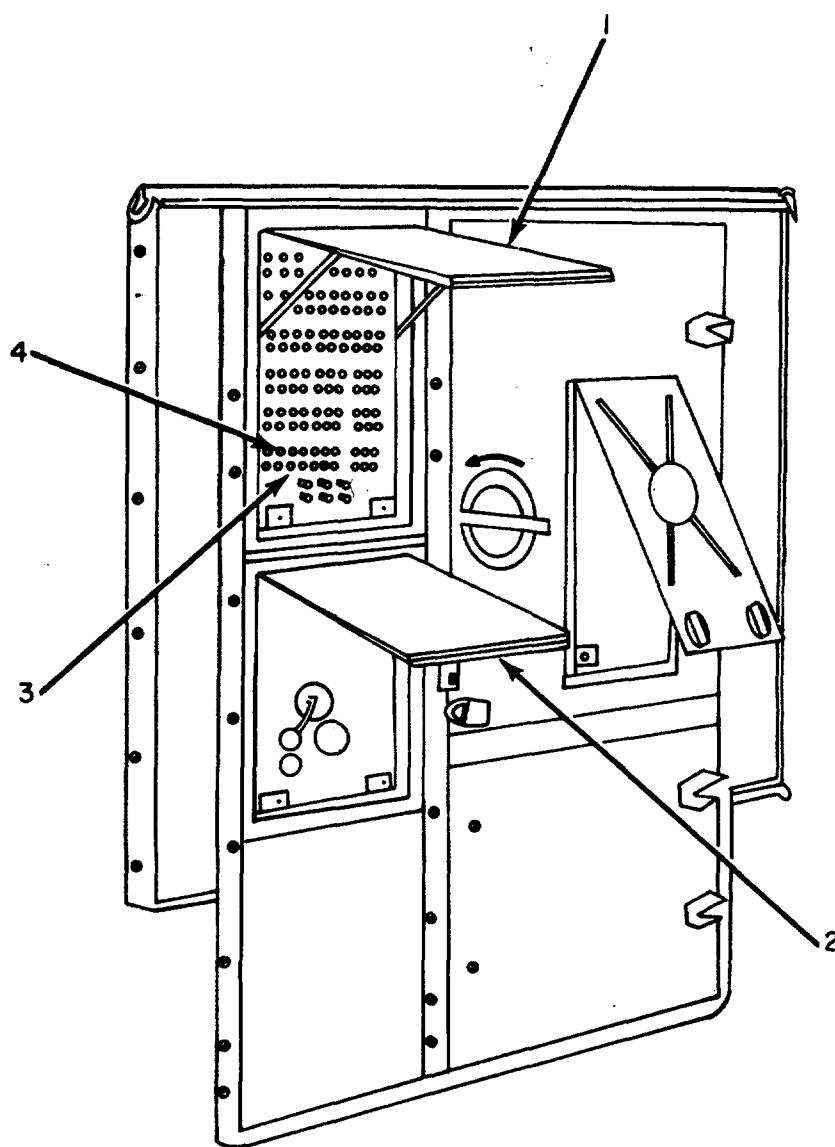
TM 11-5805-211-24P

(1) ILLUSTRATION		(2)	(3)	(4)	(5)	(6)	(7)	(8)
(a) FIG NO.	(b) ITEM NO.	SMR CODE	NATIONAL STOCK NUMBER	PART NUMBER	FSCM	DESCRIPTION  USABLE ON CODE	U/M	QTY INC IN UNIT
						GROUP 01 MODIFIED ELECTRICAL EQUIPMENT		
						SHELTER S-170/MTC-7, S-170A/MTC-7, S-170B/MTC, S-170C/ITC-7, S-170D/MTC-7		
2	1	PAOZZ	6105-00-561-6321	SMB363853	80063	MOTOR, ALTERNATING CURRENT USED ON S-170/MTC-7, S-170A/MTC-7, S-170B/MTC-7, S-170D/MTC-7	EA	2
						OR		
2	1	PAOZZ	6105-00-726-8684	SMB364945	80063	MOTOR, ALTERNATING CURRENT USED ON S-170/MTC-7, S-170A/MTC-7, S-170B/MTC-7, S-170D/MTC-7		
2	1	PAOZZ	6105-00-985-7560	5KH36GG554X	24455	MOTOR, BLOWER USED ON S-170C/MTC-7	EA	2
2	2	PAOZZ	4140-00-069-1952	610-314-2	60380	IMPELLER, FAN, CENTRIFUGAL USED ON S-170/MTC-7, S-170A/MTC-7, S-170B/MTC-7, S-170D/MTC-7	EA	2
2	2	PAOZZ	4140-00-078-7425	SMC467874-4	80063	IMPELLER, FAN, CENTRIFUGAL USED ON S-170C/MTC-7	EA	2
2	3	PAOZZ	5325-00-285-3374	AMB370529	80063	LOCKSPRING, TURNLOCK FASTENER	EA	6
2	3	PAOZZ	5325-00-771-0497	S4-200	72794	LOCKSPRING, TURNLOCK FASTENER USED ON S-170C/MTC-7	EA	5
2	4	PAOZZ	4210-00-270-4512	SMB364218	80063	EXTINGUISHER, FIRE, CARBON DIOXIDE	EA	1
2	5	PAOZZ	5935-00-045-9830	U-185B/G	81349	CONNECTDR, PLUG, ELECTRICAL	EA	8
2	6	PAOZZ	5120-00-251-4489	GGG-H-86	81349	HAMMER, HAND, TYPE SA, CLASS 2	EA	1
2		PAOZZ	5325-00-285-3371	S4-225	72794	LOCKSPRING, TURNLOCK FASTENER	EA	24
2	8	PAOZZ	5935-00-577-8604	SMB335345	80063	ADAPTOR, CONNECTOR	EA	2
2	9	PAFZZ	6250-00-682-3463	246	73566	LAMPHOLDER	EA	1
2	10	PAOZZ	6240-00-223-9104	NE-40	81349	LAMP GLOW	EA	1
2	11	PAFZZ	5930-00-636-4194	50J474	28835	SWITCH, TOGGLE	EA	4
2	12	PAOZZ	5325-00-753-3735	SMB335413	80063	STUD, TURNLOCK FASTER USED ON S-170/MTC-7, S-170/MTC-7, S-170B/C-7	EA	6
2	13	PAOZZ	5935-00-644-8597	9200	74545	CONNECTCR, RECEPTACLE, ELECTRICAL	EA	2
2	14	PAOZZ	5935-00-359-6025	9210	74545	CONNECTOR, RECEPTACLE, ELECTRICAL	EA	1
2	15	PAOZZ	7230-00-765-2350	SMC335468	80063	CURTAIN, BLACKOUT USED ON S-170/MTC-7, S-170A/MTC-7, S-170B/MTC-7, S-170D/MTC-7	EA	1
2	15	PAOZZ	7230-00-056-0341	4020-1	02706	CURTAIN, BLACKOUT USED ON S-170C/MTC-7	EA	1
2	16	PAOZZ	4210-00-727-8111	GGG-A-926	81349	AXE, SINGLE BIT	EA	1
2	17	PAOZZ	5410-00-714-8488	SMB335772	80063	RETAINER, CABLE REEL	EA	2
2	18	PAOZZ	6230-00-729-9614	2106-7	32572	LANTERN, ELECTRIC	EA	1
2	19	PAOZZ	6240-00-155-7786	PR-2	24455	LAMP, INCANDESCENT	EA	1
2	20	PAOZZ	5325-00-285-3374	S5-225	72794	LOCKSPRING, TURNLOCK FASTENER USED ON S-170/MTC-7, S-170A/MTC-7, S-170B/MTC-7, S-170D/MTC-7	EA	2
2	21	XDOZZ		S6A-250	72794	LOCKSPRING, TURNLOCK FASTENER USED ON S-170C/MTC-7	EA	5
2	21	PAOZZ	5325-00-449-3236	SMB364322	80063	STUD, TURNLOCK FASTENER USED ON S-170/MTC-7, S-170A/MTC-7, S170B/MTC-7, S-170D/MTC-7	EA	2

SECTION II

TM 11 5805-211-24P

(1) ILLUSTRATION		(2)	(3)	(4)	(5)	(6)	(7)	(8)
(a) FIG NO.	(b) ITEM NO.	SMR CODE	NATIONAL STOCK NUMBER	PART NUMBER	FSCM	DESCRIPTION  USABLE ON CODE	U/M	QTY INC IN UNIT
2	22	PAFZZ	5930-00-669-7465	TYPE-SS02B20	81349	SWITCH SENSITIVE	EA	1
2	23	XDOZZ		SMB364228	80063	STUD, SNAP, FASTENER USED ON S-170/MTC-7, S-170A/MTC-7 S-170B/MTC-7	EA	13
2	24	PAOZZ	5935-00-168-1345	SCB76446-1	80063	CONNECTOR, PLUG, ELECTRICAL	EA	2
2	25	PAOZZ	5365-00-986-0384	SCB162366	80063	BUSHING, RUBBER	EA	3
2	26	PAOOF	5995-00-889-1228	CX-4694A/U	80058	CABLE ASSEMBLY, POWER ELECTRICAL	EA	2
2	27	PAOZZ	8130-00-656-1090	RC435U	80088	REEL CABLE	EA	4
2	28	PAOOF	5995-00-985-7571	CX-4566A/G	80058	CABLE ASSEMBLY, TELEPHONE	EA	3
2	29	PAOOZ	5315-00-058-9701	SMB370095	80063	PIN, SPRING USED ON S-170/MTC, S-170A/MTC-7, S-170B/MTC-7EA	EA	8
2	30	PAOZA	2340-00-846-8483	MX-3543/G	80063	LADDER, VEHICLE BOARDING	EA	1
2	31	PAOZZ	4030-00-267-7024	SMB364618	80063	FASTENER, BEAD CHAIN	EA	4
2	32	PAOZZ	5975-00-224-5260	MX-184/G	80058	ROD, GROUND	EA	1
2	33	PAOZZ	7520-00-753-4807	RR-B181	81349	BASKET, WASTEPAPER	EA	1
2	34	PAOZZ	6545-00-922-1200	SCC539483	80063	FIRST AID KIT, GENERAL PURPOSE	EA	1
2	35	PAOZA	7210-00-753-3043	SMB335428	80063	CUSHION, CHAIR-STOOL	EA	1
2	36	PAOZZ	5995-00-681-8470	SCDL335582	80063	CORD ASSEMBLY, ELECTRICAL	EA	1
2	37	PAOZZ	5935-00-683-2746	JJ-034	81349	JACK, TELEPHONE	EA	1
2	38	PAOZZ	5935-00-843-7362	MILC3767-12	81349	CONNECTOR, PLUG, ELECTRICAL	EA	1
2	39	PAOZZ	5310-00-682-4623	M-102	97646	INSULATOR, BUSHING SELECT	EA	1
2	39	PAOZZ	5970-00-681-9896	SMB335557	80063	INSULATOR, BUSHING SELECT	EA	1
2	40	PAOZA	6645-00-950-8559	TYPE-A13A1	81349	CLOCK, AIRCRAFT MECHANICAL	EA	1
2	41	PAOZZ	5999-00-195-9698	SMB364283	80063	CLIP, SPRING TENSION	EA	3
2	42	PAOZZ	5310-00-682-5535	SMB370086	80063	SPACER, SLEEVE	EA	6
2	43	XDOZZ	SMB36420	SMB364420	80063	CLAMP, ELECTRICAL	EA	2



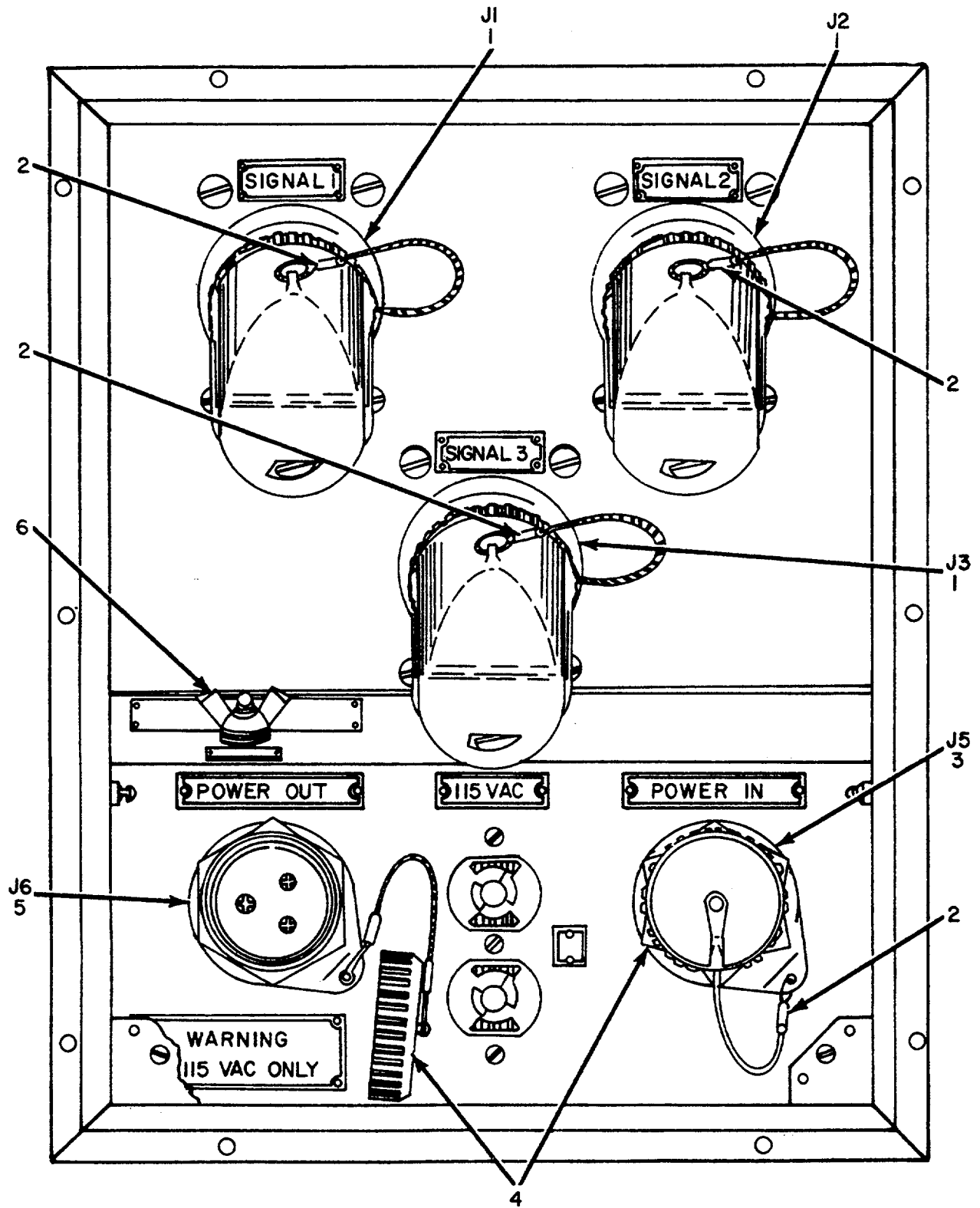
ELOHZ007

Figure 3. Modified Electrical Equipment Shelter S-170 A, B, C, D/MTC-7, Exterior Rear Wall.

SECTION II

TM 11 5805-211-24P

(1)		(2)	(3)	(4)	(5)	(6)	(7)	(8)
ILLUSTRATION		SMR CODE	NATIONAL STOCK NUMBER	PART NUMBER	FSCM	DESCRIPTION  <i>USABLE ON CODE</i>	U/M	QTY INC IN UNIT
(a) FIG NO.	(b) ITEM NO.							
3	1	PAHZZ	5805-00-705-9197	SMD335674	80063	DOOR ASSEMBLY USED ON S-170/MTC-7, S-170A/MTC-7, S-170B/ MTC-7, S-170D/MTC-7	EA	1
3	1	PAHZZ	5410-00-075-9155	SMD469131	80063	DOOR ASSEMBLY USED ON S-170C/MTC-7	EA	1
3	2	XDHZZ		SMD335477	80063	DOOR ASSEMBLY USED ON S-170/MTC-7, S-170A/MTC-7, S-170B/ MTC-7 S-170D/MTC-7	EA	1
3	2	PAHZZ	5410-00-075-9156	SMD469132	80063	DOOR ASSEMBLY USED ON S-170C/MTC-7	EA	1
3	3	PAOZZ	5970-00-869-6263	SCC76202-1	80063	CAP, ELECTRICAL	EA	136
3	4	PAFZZ	5940-00-283-5386	SCC16495	80063	POST BINDING	EA	136



ELOH2008

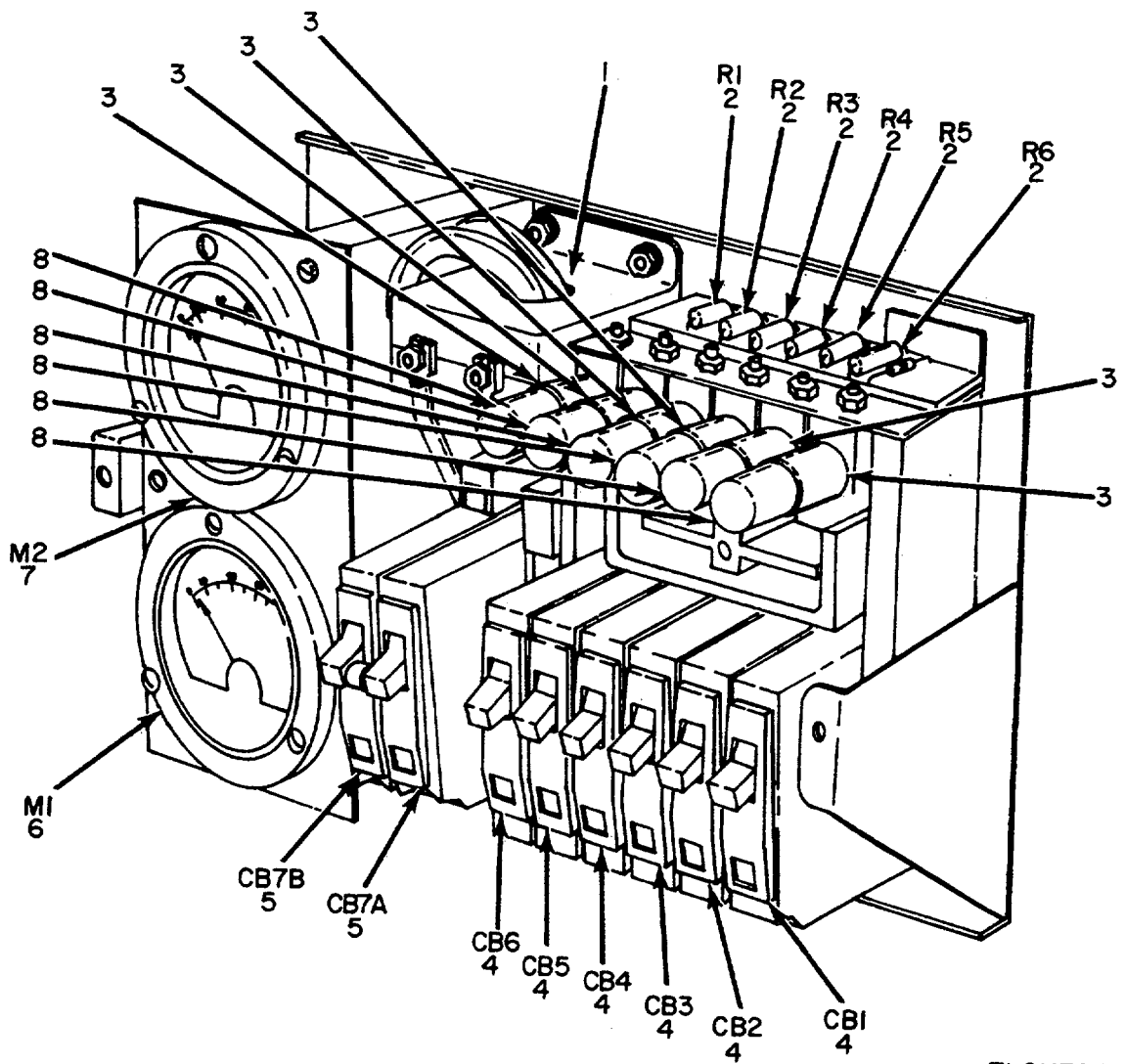
Figure 4. Modified Electrical Equipment Shelter S-170, A, B, C, D/MTC-7, Signal and Power Entrance Box.

**SECTION II**

**TM 11 5805-211-24P**

(1)		(2)	(3)	(4)	(5)	(6)	(7)	(8)
ILLUSTRATION		SMR CODE	NATIONAL STOCK NUMBER	PART NUMBER	FSCM	DESCRIPTION  <i>USABLE ON CODE</i>	U/M	QTY
(a) FIG NO.	(b) ITEM NO.							INC IN UNIT
4	1	PAOZZ	5935-00-045-9831	U-186B/G	81349	CONNECTOR.RECEPTACLE.ELECTRICAL	EA	3
4	2	PAOZZ	4030-00-805-1068	SMB364317	80063	COUPLING, BEZD CHAIN UM ON S-170/TC-7, S-170A/MrC-7, S-170B/MTC-7, S170C/MIC-7	EA	4
4	3	PAOZZ	5935-00-537-4253	89-232-2P	02660	CONNECTOR RECEPTACLE, EBECTRICAL	EA	1
4	4	PAOZZ	5935-00-729-0778	SMB370076	80063	COVER, ELECTRICAL CONNECTOR USED ON S-170/MTC-7, S-170A/MTC-	EA	2
4	5	PAOZZ	5935-00-666-4512	89-232-2S	02660	CONNECTOR, RECEPTACE, ELECTRICAL	EA	1
4	6	PAFZZ	5940-00-702-7256	SMB335427	80063	TERMINAL LUG	EA	4





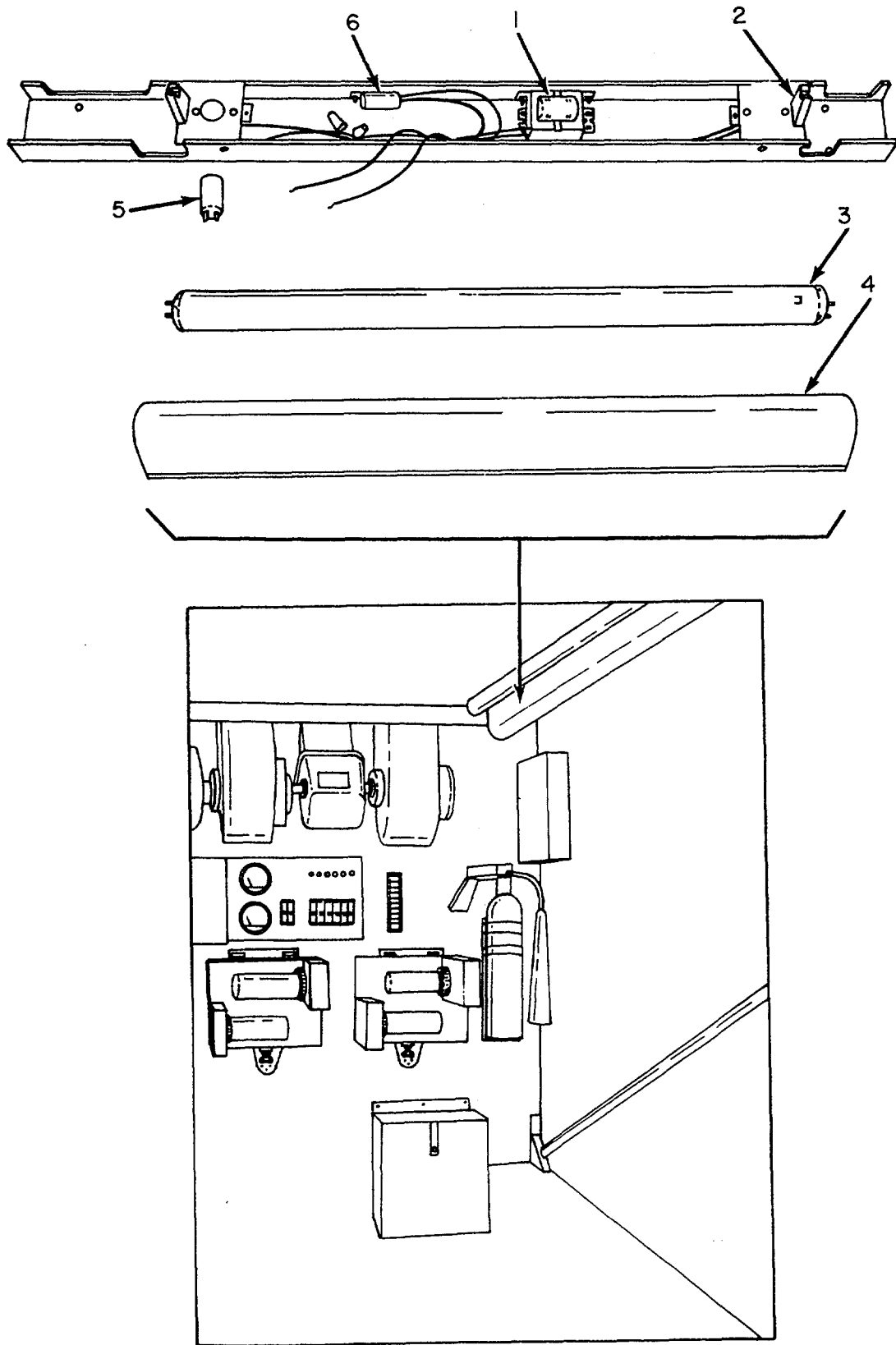
ELOHZ009

Figure 5. Modified Electrical Equipment Shelter S-170, A, B, C, D/MTC-7, Power Distribution Panel.

SECTION II

TM 11 5805-211-24P

(1) ILLUSTRATION (a) FIG NO.		(b) ITEM NO.	(2) SMR CODE	(3) NATIONAL STOCK NUMBER	(4) PART NUMBER	(5) FSCM	(6) DESCRIPTION  USABLE ON CODE	(7) U/M	(8) QTY INC IN UNIT
5	1	PAFZZ	5950-00-892-8224	SMB264365	80063	TRANSFORMER, CURRENT	EA	1	
5	2	PAFZZ	5905-00-803-2908	RC09BF303J	81349	RESISTOR, FIXED, COMPOSITION	EA	6	
5	3	PAFZZ	6250-00-682-3462	1300ESERIES	72765	LAMPHOLDER USED ON S-170C/MTC-7, S-170A/MTC-7, S170B/MTC-7, S-170D/MTC-7	EA	6	
5	3	PAFZZ	6250-00-952-9206	4339-000	72765	LAMPHOLDER USED ON S-170C/MTC-7	EA	6	
5	4	PAOZZ	5925-00-818-4811	SMB364359	80063	CIRCUIT BREAKER USED ON S-170/MTC-7	EA	6	
5	4	PAOZZ	5925-00-818-4811	SMB364359	80063	CIRCUIT BREAKER USED ON S-170A/MTC-7, S-170B/MTC-7, S-170C/MTC-7, S-170D/MTC-7	EA	2	
5	4	PAOZZ	5950-00-815-6687	QO-1515	8434	CIRCUIT BREAKER USED ON S-170A/MTC-7, S-170B/MTC-7, S-170C/MTC-7, S-170D/MTC-7	EA	2	
5	5	PAOZZ	5925-00-703-6084	TYPE-QD-250	8434	CIRCUIT BREAKER	EA	2	
5	6	PAFZZ	6625-00-892-5315	MR36WOSOSPECR	8349	AMMETER	EA	1	
5	7	PAOZZ	6625-00-883-4272	TYPEMR36W/50ACV	81349	VOLTMETER	EA	1	
5	8	XDFZZ	6240-00-270-4286	NE-21	81349	LAMP, GLOW	EA	6	



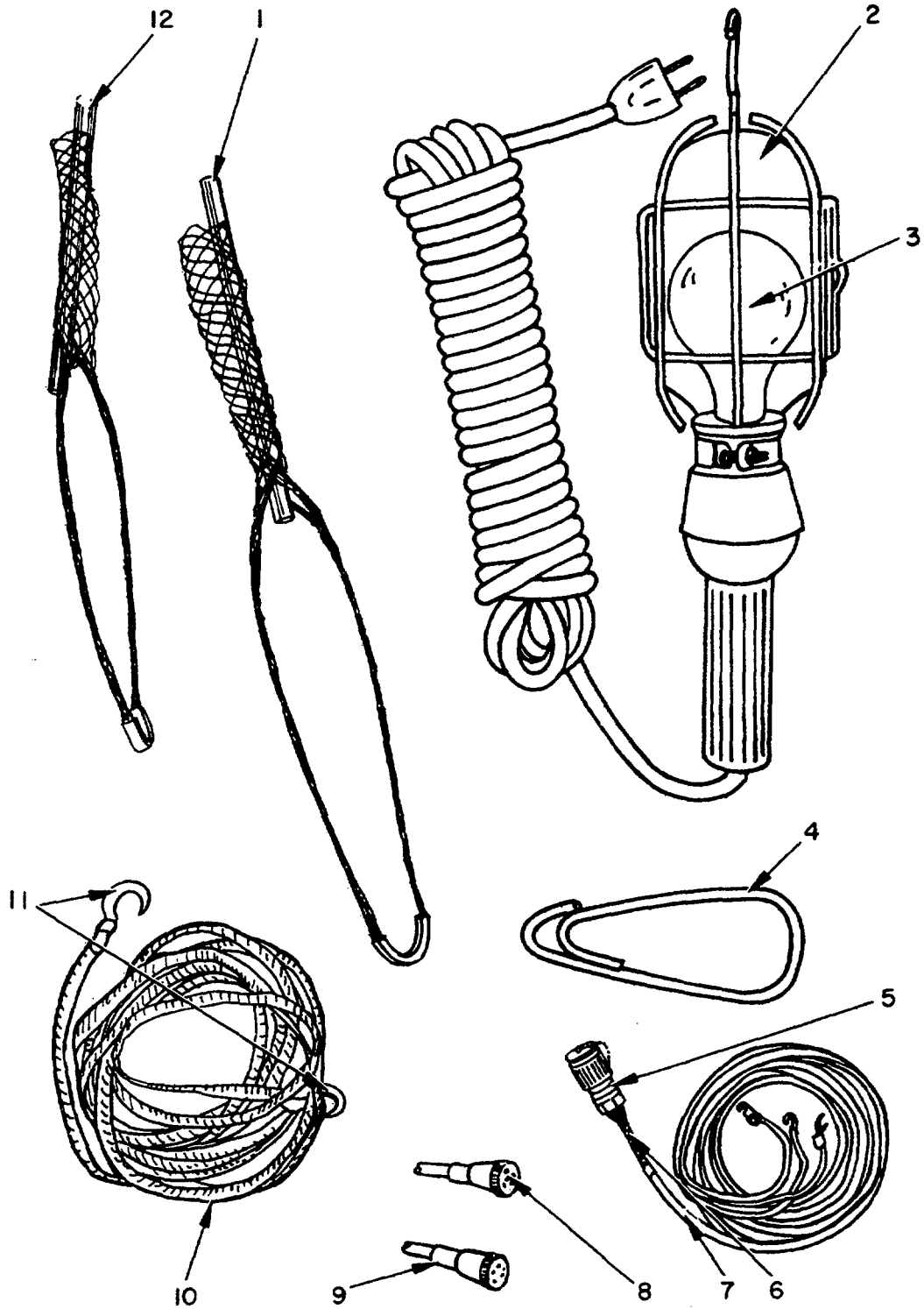
ELOHZO10

Figure 6. Modified Electrical Equipment Shelter S-170, A, B, C, D/MTC-7, Fluorescent Light Fixture.

SECTION II

TM 11 5805-211-24P

(1) ILLUSTRATION (a) FIG NO.		(2) SMR CODE	(3) NATIONAL STOCK NUMBER	(4) PART NUMBER	(5) FSCM	(6) DESCRIPTION  <i>USABLE ON CODE</i>	(7) U/M	(8) QTY INC IN UNIT
6	1	PAOZZ	6250-00-804-3349	SMB364481	800613	BALLAST, LAMP	EA	4
6	2	PAFZZ	6250-00-175-2559	78X491	24455	LAMPHOLDER SELECT	EA	8
6	2	PAFZZ	6250-00-174-4684	78X736	24455	LAMPHOLDER SELECT	EA	8
6	3	PAOZZ	6240-00-538-8447	F20T12/CW	24455	LAMP FLOURESCENT	EA	4
6	4	PAOZZ	6210-00-686-5568	SMB335531	80063	SHIELD , LAMP SELECT	EA	4
6	4	PAOZZ	6210-00-729-9052	SMB370467	80063	SHIELD, LAMP SELECT	EA	4
6	5	PAOZZ	6250-00-299-2884	TYPE-FS-2	24455	STARTER, FLUORESCET ILAMP	EA	4
6	6	PAFZZ	5910-00-553-6096	SCC33033-4	80063	CAPACITOR, FIXED, PAPER	EA	4



ACCESSORIES

ELOHZ011

Figure 7. Modified Electrical Equipment Shelter S-170, A, B, C, D/MTC-7, Accessories.

## SECTION II

TM 11 5805-211-24P

(1) ILLUSTRATION		(2)	(3)	(4)	(5)	(6)	(7)	(8)
(a) FIG NO.	(b) ITEM NO.	SMR CODE	NATIONAL STOCK NUMBER	PART NUMBER	FSCM	DESCRIPTION  <i>USABLE ON CODE</i>	U/M	QTY INC IN UNIT
7	1	PAOZZ	5120-00-776-9918	SMB335429	80063	GRIP, CABLE WOVEN	EA	20
7	2	PAOFF	6230-00-615-5384	W-L-661	81349	LIGHT, EXTENSION USED ON S-170/MTC-7, S-170A/MTC-7, S-170B/ MTC-7, S-170D/MTC-7	EA	1
7	3	PAOZZ	6240-00-143-3070	50A/RS	24455	LAMP, INCANDESCENT	EA	1
7	4	PAOZZ	5975-00-682-0519	SMB363104	80063	HANGER, CABLE	EA	2
7	5	PAOZZ	5935-00-088-5887	SCB76446-2	80063	CONNECTOR, PLUG, ELECTRICAL	EA	1
7	6	PAOZZ	5120-00-752-8859	SMB335784	80063	GRIP, CABLE, WOVEN USED ON S-170/MTC-7, S-170A/MTC-7, S- 170B/MTC-7	EA	2
7	7	PAOZZ	5995-00-889-1229	SCDL335423	80063	CABLE ASSEMBLY, POWER ELECTRICAL	EA	1
7	8	PAOZZ	5935-00-162-6288	SMB335431	80063	DUMMY PLUG, TELEPHONE (BLACK)	EA	25
7	9	PAOZZ	5935-00-162-6283	SMB335432	80063	DUMMY PLUG, TELEPHONE (RED)	EA	10
7	10	PAOZZ	4940-00-752-2525	SMB352166C	80063	LEAD ELECTRICAL	EA	1
7	11	PAFZZ	5940-00-681-9807	SMB363337	80063	TERMINAL, STUD	EA	1
7	12	PAOZZ	5120-00-776-9917	SMB335430	80063	GRIP, CABLE WOVEN	EA	5

**SECTION IV**

**TM 11-5805-211-24P**

**NATIONAL STOCK NUMBER AND PART NUMBER INDEX**

**NOTE: LATEST NATIONAL STOCK NUMBER AND PART NUMBER ASSIGNMENTS ARE INCLUDED AT END OF INDEX**

STOCK NUMBER	FIGURE NO.	ITEM	STOCK NUMBER	FIGURE NO.	ITEM
5935-00-045-9830	2	5	5310-00-682-5535	2	42
7230-00-056-0341	2	15			
5315-00-058-9701	2	29	6210-00-686-5568	6	4
4140-00-069-1952	2	2	5940-00-702-7256	4	6
5410-00-075-9155	3	1	5925-00-703-6084	5	5
5410-00-075-9156	3	2			
4140-00-078-7425	2	2	5805-00-705-9197	3	1
5935-00-088-5887	7	5			
6240-00-143-3070	7	3	5410-00-714-8488	2	17
6240-00-155-7786	2	19			
5935-00-162-6283	7	9	4210-00-727-8111	2	16
5935-00-162-6288	7	8	5935-00-729-0778	4	4
5999-00-195-9698	2	41	6210-00-729-9052	6	4
6240-00-223-9104	2	10	6230-00-729-9614	2	18
5975-00-224-5260	2	32			
5120-00-251-4489	2	6	4940-00-752-2525	7	10
4030-00-267-7024	2	31	7210-00-753-3043	2	35
6240-00-270-4286	5	8	5325-00-753-3735	2	12
4210-00-270-4512	2	4	7520-00-753-4807	2	33
5940-00-283-5386	3	4	7230-00-765-2350	2	15
5325-00-285-3371	2	7			
5325-00-285-3374	2	3	5325-00-771-0497	2	3
5325-00-285-3374	2	20	5120-00-776-9917	7	12
6250-00-299-2884	6	5	5120-00-776-9918	7	1
5935-00-359-6025	2	14			
5325-00-449-3236	2	21	5905-00-803-2908	5	2
5935-00-537-4253	4	3	6250-00-804-3449	6	1
6240-00-538-8447	6	3	4030-00-805-1068	4	2
5910-00-553-6096	6	6	5950-00-815-6687	5	4
5935-00-577-8804	2	8	5925-00-818-4811	5	4
6230-00-615-5384	7	2	5925-00-818-4811	5	4
5930-00-636-4194	2	11	2540-00-846-8483	2	30
8130-00-656-1090	2	27	5970-00-869-6263	3	3
5935-00-666-4512	4	5	5995-00-889-1228	2	26
5930-00-669-7465	2	22	6625-00-892-5315	5	6
5995-00-681-8470	2	36	5950-00-892-8224	5	1
5940-00-681-9807	7	11	6545-00-922-1200	2	34
5970-00-681-9896	2	39	6645-00-950-8599	2	40
5975-00-682-0519	7	4	6105-00-985-7560	2	1
6250-00-682-3462	5	3	5995-00-985-7571	2	28
6250-00-682-3463	2	9	5365-00-986-0384	2	25
5310-00-682-4623	2	39			

PART NUMBER	FSCM	FIG. NO.	ITEM NO.	PART NUMBER	FSCM	FIG. NO.	ITEM NO.
SCDL335582	80063	2	36				
SM8264365	80063	5	1				
CX-4566A/G	80058	2	28	SM8335345	80063	2	8
CX-4694A/U	80058	2	26	SM8335413	80063	2	12
F20T12/CW	24455	6	3	SM8335427	80063	4	6
GAGG-A-926	81349	2	16	SM8335428	80063	2	35
GAGG-M-86	81349	2	6	SM8335429	80063	7	1
				SMB335430	80063	7	12
JJ-034	81349	2	37	SM8335431	80063	7	8
M-102	97646	2	39	SM8335432	80063	7	9
MR36W0S0SPECR	81349	5	6	SM8335531	80063	6	4
MX-184/G	80058	2	32	SM8335557	80063	2	39
MX-3543/G	80063	2	30	SM8335772	80063	2	17
NE-21	81349	5	8	SMB335784	80063	7	6
NE-40	81349	2	10	SM8352166C	80063	7	10
				SMB363104	80063	7	4
PR-2	24455	2	19	SM8363337	80063	7	11
Q0-1515	88434	5	4	SM8363853	80063	2	1
RC09BF303J	81349	5	2	SMB364218	80063	2	4
RR-B-18A	81349	2	33	SM8364228	80063	2	23
S-170/MTC-7	80063	1	1	SMB364283	80063	2	41
SCB162366	80063	2	25	SMB364317	80063	4	2
SCB76446-1	80063	2	24	SMB364322	80063	2	21
SCB76446-2	80063	7	5	SNB364359	80063	5	4
SCC16495	80063	3	4	SMB364359	80063	S	4
SCC33033-4	80063	6	6	SMB364420	80063	2	43
SCC539483	80063	2	34	SM5364481	80063	6	1
SCC76202-1	80063	3	3	SM8364618	80063	2	31

NATIONAL STOCK NUMBER AND PART NUMBER INDEX

PART NUMBER	FSCM	FIG. NO.	ITEM NO.	PART NUMBER	FSCM	FIG. NO.	ITEM NO.
SMB364945	80063	2	1	TYPEMR36W150ACVVR	81349	5	7
SMB370076	80063	4	4	U-185B/G	81349	2	5
SMB370086	80063	2	42	U-186B/G	81349	4	1
SMB370095	80063	2	29	W-L-661	81349	7	2
SMB370467	80063	6	4	1300SERIES	72765	5	3
SMB370529	80063	2	3	2106-7	32572	2	18
SMC335468	80063	2	15	246	73586	2	9
SMC467874-4	80063	2	2	4020-1	02706	2	15
SMD335477	80063	3	2	4339-000	72765	5	3
SMD335674	80063	3	1	5KH36GG554X	24455	2	1
SMD469131	80063	3	1	50A/RS	24455	7	3
SMD469132	80063	3	2	50J474	28835	2	11
S4-200	72794	2	3	610-314-2	60380	2	2
S4-225	72794	2	7	78X491	24455	6	2
S5-225	72794	2	20	78X736	24455	6	2
S6A-250	72794	2	21	89-232-2P	02660	4	3
TYPE-A13A1	81349	2	40	89-232-2S	02660	4	5
TYPE-FS-2	24455	6	5	9200	74545	2	13
TYPE-QO-250	88434	5	5	9210	74545	2	14
TYPE-SS02B20	81349	2	22				

LATEST NATIONAL STOCK NUMBER ASSIGNMENTS

STOCK NUMBER	FIG. NO.	ITEM NO.
6250-00-175-2559	6	2
5410-00-647-0136	1	1
5935-00-683-2746	2	37
6105-00-726-8684	2	1
5120-00-752-8859	7	6
5935-00-843-7362	2	38
5995-00-889-1229	7	7
5935-00-926-7428	4	1

LATEST PART NUMBER ASSIGNMENTS

PART NUMBER	FSCM	FIG. NO.	ITEM NO.
MILC3767-12	81349	2	38
SCDL335423	80063	7	7

LATEST NATIONAL STOCK NUMBER ASSIGNMENTS

STOCK NUMBER	FIG. NO.	ITEM NO.
5935-00-168-1345	2	24
6250-99-174-4684	6	2
6105-00-561-6321	2	1
5935-00-644-8597	2	13
6625-00-883-4272	5	7

LATEST PART NUMBER ASSIGNMENTS

PART NUMBER	FSCM	FIG. NO.	ITEM NO.
RC435U	80058	2	27



By Order of the Secretary of the Army:

BERNARD W. ROGERS  
General, United States Army  
Chief of Staff

Official:

PAUL T. SMITH  
Major General, United States Army  
The Adjutant General

DISTRIBUTION:

*Active Army*

USASA (2)	Sig FLDMS (1)
COE (1) USAERDAA (1)	
TSG (1) USAERDAW (1)	
USAARENBD (1)	Units org under fol TOE:
DARCOM (1)	(1 cy each unit)
TRADOC (2)	6-502
OS Maj Comd (4)	7
TECOM (2)	7-42
USACC (4)	7-100
MDW (1)	11-35
Armies (2)	11-38
Corp (2)	11-97
HISA (Ft Monmouth) (33)	11-98
Sv c Colleges (1)	11-117
USASIGS (10)	11-127
USAADS (2)	11-137
USAFAS (2)	11-302
USAARMS (2)	11-500(AA-AC)
USAIS (2)	17
USAES (2)	17-42
USAICS (3)	17-100
MAAG (1)	17-102
USARMIS (1)	29-102
Instl (2) except	29-134
Fort Gillem (10)	29-136
Fort Gordon (10)	30-26
Fort Huachuca (10)	32-52
Fort Carson (5)	32-56
Ft Richardson (ECOM) (2)	32-500
LBAD (14)	37-100
SAAD (30)	37-102
TOAD (14)	77-100
SHAD (3)	7--102


NG: None

USAR: None

For explanation of abbreviations used, see AR 310-50.

U.S. GOVERNMENT PRINTING OFFICE: 1995-162-081

RECOMMENDED CHANGES TO EQUIPMENT TECHNICAL PUBLICATIONS

 <p style="font-size: small; margin: 0;"><i>THEN...JOT DOWN THE DOPE ABOUT IT ON THIS FORM. CAREFULLY TEAR IT OUT, FOLD IT AND DROP IT IN THE MAIL.</i></p>		SOMETHING WRONG WITH PUBLICATION	
		FROM: (PRINT YOUR UNIT'S COMPLETE ADDRESS)	
		DATE SENT	
PUBLICATION NUMBER		PUBLICATION DATE	PUBLICATION TITLE
IN THIS SPACE, TELL WHAT IS WRONG AND WHAT SHOULD BE DONE ABOUT IT.			
BE EXACT PIN-POINT WHERE IT IS			
PAGE NO.	PARA-GRAPH	FIGURE NO.	TABLE NO.
PRINTED NAME, GRADE OR TITLE AND TELEPHONE NUMBER		SIGN HERE	

